



The Maritime Aquarium

Questions?

Please call 203-852-0700

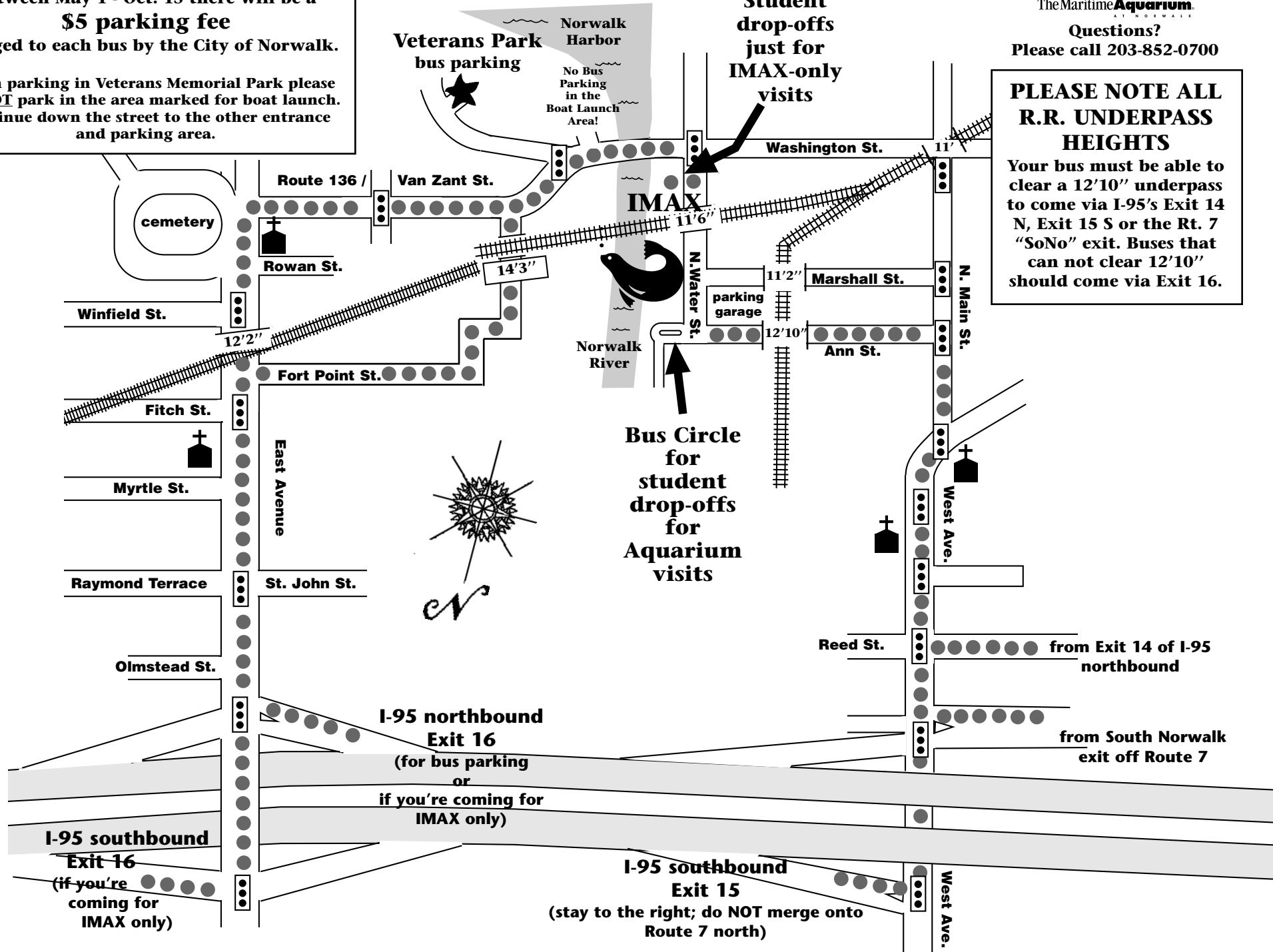
PLEASE NOTE ALL R.R. UNDERPASS HEIGHTS

Your bus must be able to clear a 12'10" underpass to come via I-95's Exit 14 N, Exit 15 S or the Rt. 7 "SoNo" exit. Buses that can not clear 12'10" should come via Exit 16.

ATTENTION BUSES!

Between May 1 - Oct. 15 there will be a **\$5 parking fee** charged to each bus by the City of Norwalk.

When parking in Veterans Memorial Park please **DO NOT** park in the area marked for boat launch. Continue down the street to the other entrance and parking area.



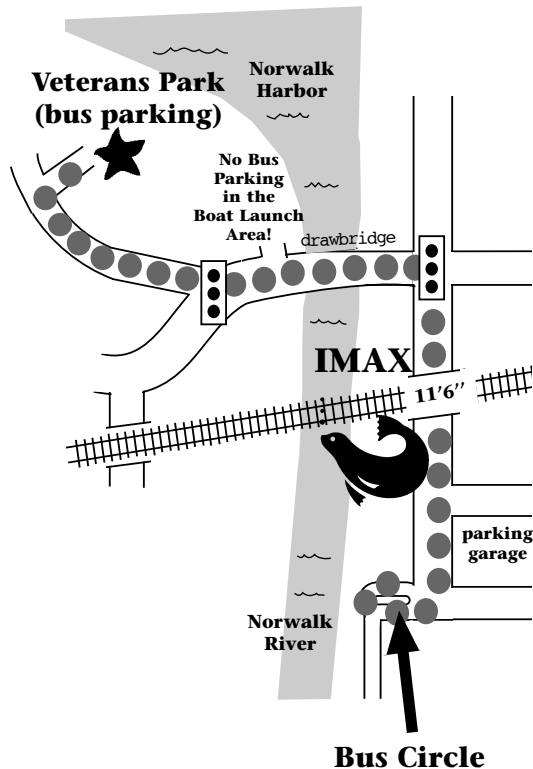
BUS PARKING ...

... is at Veterans Memorial Park, across the drawbridge from the Aquarium's IMAX movie theater.

Follow this inset map below.

(Please note: if you drop off students at the bus circle outside the Aquarium's main entrance, your bus will need to clear an 11'6" RR underpass to follow the short route to the parking lot. If your bus can not clear 11'6", after drop-off, retrace your route back to I-95 North to Exit 16 and follow the directions to Veterans Park on this flyer's larger map.

No Bus Parking in the Boat Launch Area!



ATTENTION-BUSES!

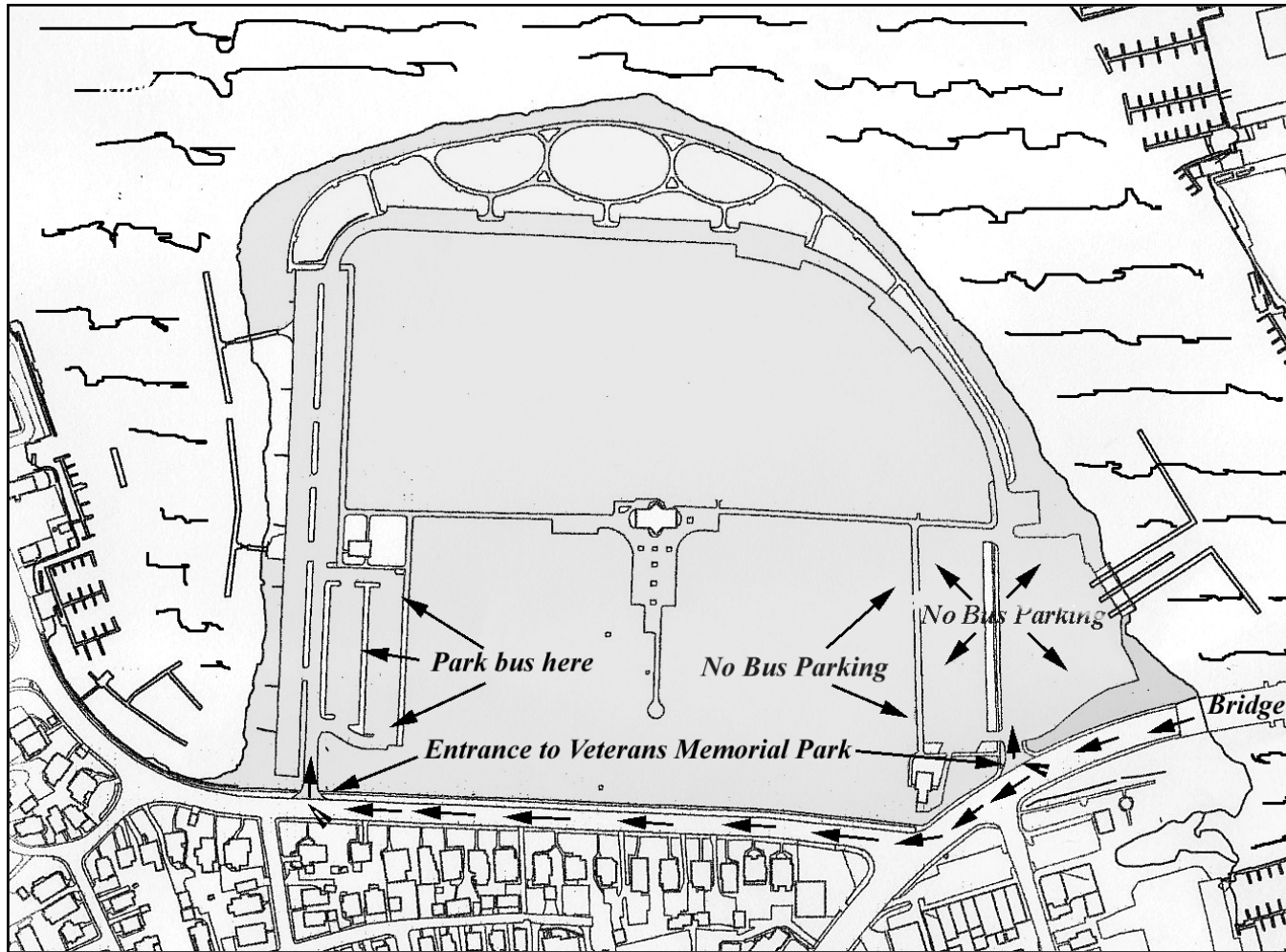
Between May 1 - Oct. 15
there will be a
\$5 parking fee
charged to each bus
by the City of Norwalk.

When parking in
Veterans Memorial Park
please **DO NOT** park in the
area marked for boat launch.
Continue down the street
to the other entrance
and parking area.

Questions?
Please call (203) 852-0700



**Directions
and Map
for
Group Bus
Parking
and
Drop Off**



Bus Parking –

- is at Veterans Memorial Park across the drawbridge from the Aquarium’s IMAX movie theater. Please note: if you drop off students at the bus circle outside the Aquarium’s main entrance, your bus must be able to clear an 11’6” RR underpass to take the short route to the parking lot. If you can not clear that height, you must retrace your route back to I-95 North to exit 16 and follow the directions to Veterans park.**

Do Not Park –

- in the area immediately to the right of the entrance that is adjacent to the foot of the drawbridge. If you use this entrance continue through the park to the opposite side where parking is allowed.**