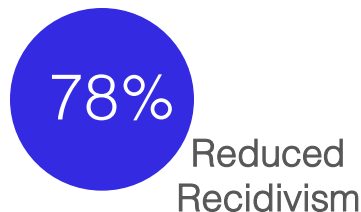


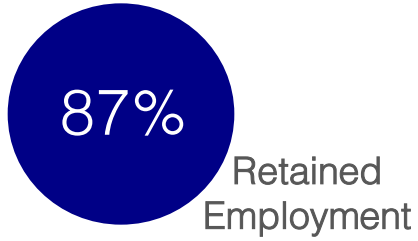
STRENGTHENING THE COMMUNITY BY EMPOWERING FAMILIES AND INDIVIDUALS TO ATTAIN SELF-SUFFICIENCY

MENTORING

By investing \$3,300 in each individual, we generate \$37,000 in taxpayer savings by reducing dependence on welfare, food stamps, housing subsidies, child care and Medicaid. For every \$1 spent on programming to reduce recidivism, taxpayers save \$75 in future incarceration expenses.

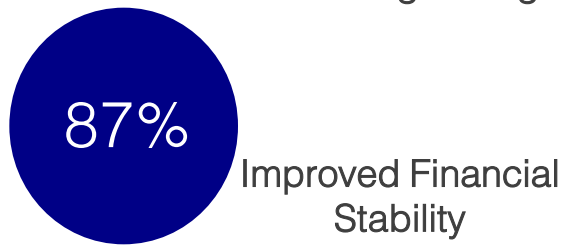
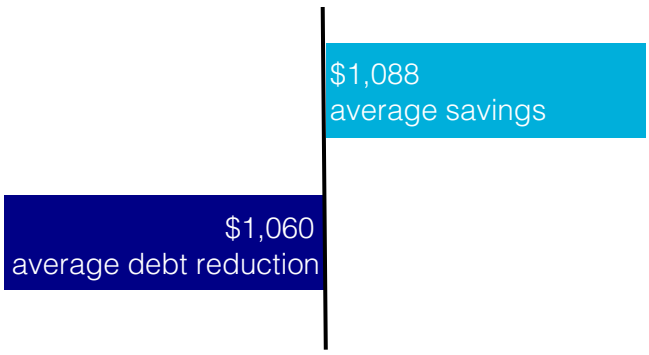
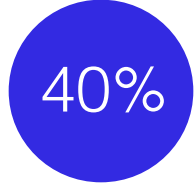


This is an 11X return on investment!



FINANCIAL CAPABILITY

Former Financial Capability client, Sandy Davis, credited Pathfinders and the Lending Circles program, for helping her to develop a savings plan so she does not have to live paycheck to paycheck and for helping her access lower cost credit and overcome the barriers of poor credit. Sandy stated, *“more importantly, I have shared my progress with families and referred them to the program to help them obtain self-sufficiency.”*



Thank you to all our donors, volunteers, staff, and community partners who helped Tarrant County families bridge the gap between poverty and self-sufficiency.

MENTORING

Our Mentoring program matches trained volunteer mentors with individuals struggling to overcome the bonds of poverty, homelessness and reentry after incarceration. Mentors join hands with the family for one year, helping them make the very difficult transition to financial stability. Each mentor provides a broad range of support including budgeting, job preparation, decision making, emotional support, parenting and goal setting.

FINANCIAL CAPABILITY

Our Financial Capability program includes financial education and financial coaching. Our program uses a client centered curriculum and innovative instruction to teach financial skills in a personal, meaningful learning environment. Topics include managing money, using financial services, managing credit history and borrowing basics. Financial coaching is designed to support financial education training, going beyond instruction to address personal financial management and goal attainment.

STATEMENT OF FINANCIAL POSITION

ASSETS

Current Assets

Cash \$ 268,340

Accounts and Grants Receivable 82,863

Prepaid Expenses 1,077

Total Current Assets \$ 352,280

Fixed Assets

Equipment \$ 10,868

Accumulated Depreciation (9,732)

Total Fixed Assets \$ 1,136

TOTAL ASSETS \$ 353,416

LIABILITIES

Accounts Payable \$ 16,195

FUND BALANCES \$ 337,221



Sharing the Journey Host Committee & Executive Director, Kathryn Arnold



Cathy Young-Junior, Commissioner Brooks, Keynote Speaker, Courtney Collins, and Mission Moment Speaker, Keri Shelton

STATEMENT OF ACTIVITIES

REVENUE

Contributions \$ 459,783

Government Grants/Contracts 796,727

Interest Income 132

\$ 1,256,642

EXPENSES

Program Expenses \$ 1,036,670

Management Expenses 89,466

Fundraising Expenses 44,377

\$ 1,170,513

REVENUE OVER EXPENSES \$ 86,129